



CIMT2023

THE 18TH CHINA INTERNATIONAL MACHINE TOOL SHOW

COLLABORATIVE INNOVATION ON
DIGITAL & INTELLIGENT MANUFACTURING
IS EMBRACING THE FUTURE

POST SHOW REPORT

April 10-15, 2023

**China International Exhibition Center
(Shunyi Hall) • Beijing**

Sponsor: China Machine Tool & Tool Builders' Association (CMTBA)
Organizers: China Machine Tool & Tool Builders' Association (CMTBA)
China International Exhibition Center Group Limited (CIEC)

第十八届中国国际机床展览会
THE 18TH CHINA INTERNATIONAL MACHINE TOOL SHOW

开幕式 OPENING CEREMONY

主办: 中国机床工具工业协会
Sponsor: China Machine Tool & Tool Builders' Association (CMTBA)

承办: 中国机床工具工业协会 中国国际展览中心集团有限公司
Organizers: China Machine Tool & Tool Builders' Association (CMTBA)
China International Exhibition Center Group Limited (CIEC)

www.cimtshow.com

Exhibition Recap

The 18th China International Machine Tool Show (CIMT2023), sponsored by China Machine Tool & Tool Builders' Association (CMTBA), and co-organized with China International Exhibition Center Group Corporation (CIEC) was held from April 10th-15th, 2023 in China International Exhibition Center (Shunyi Hall) successfully. The theme of CIMT2023 was "Collaborative innovation on digital & intelligent manufacturing is embracing the future".

The exhibition occupied all of the 8 permanent exhibition halls in China International Exhibition Center (Shunyi Hall) and 4 temporary exhibition halls on east side of the venue, the total exhibition area was 140,000 square meters. There were 1,582 exhibitors from 28 countries and regions participating in the exhibition. Among them, 869 were from domestic and 713 were from overseas, the exhibition area of domestic and overseas exhibitors accounted 50% and 50% respectively. The total number of the visitors reached 154,957, and the accumulative total number of person-time reached 336,504.

CIMT2023 has received great attention from the machine tool industry and upstream and downstream manufacturers in the industry chain, with unprecedented participation and praise. It has played a good role in promoting the recovery of the Chinese economy and the business activity of the manufacturing industry. At the same time, this show has become a window and wind vane for observing and studying the demand situation of the manufacturing industry in the post pandemic era, helping to restore demand and confidence in the Chinese machine tool market.

The sponsor of the show CMTBA organized a variety of activities, forums, and conferences, for instance, International CEO Forum of Machine Tool Manufacturing Industry 2023, Commendation of Advanced Members in the Chinese Machine Tool Industry, the 2023 Symposium on the Application of Domestically Produced CNC Machine Tools in Key Fields and the Supply and Demand Docking Meeting, 2023 The Leaders Joint Meeting of Some Representative Offices for Overseas Machine Tool Associations and Trade Promotion Organizations in China and Foreign Funded Enterprises in China, The Joint Meeting of Leaders of Overseas Machine Tool Associations, CIMT2023 Symposium on International Operation of the Chinese Machine Tool Industry, and NC-Link Technology Ecology Conference, etc., during the show, a total of 59 units from domestic and overseas machine tool associations, enterprises, universities, and research institutes held 128 technical exchange seminars, the visitors of the seminar reached 5591 people.

Total exhibition area

140,000 m²

Permanent exhibition hall

8

Temporary exhibition hall

4

Country/Region

28

Technical exchange seminar

128

Domestic exhibitor

869

Overseas exhibitor

713

Total number of the visitors

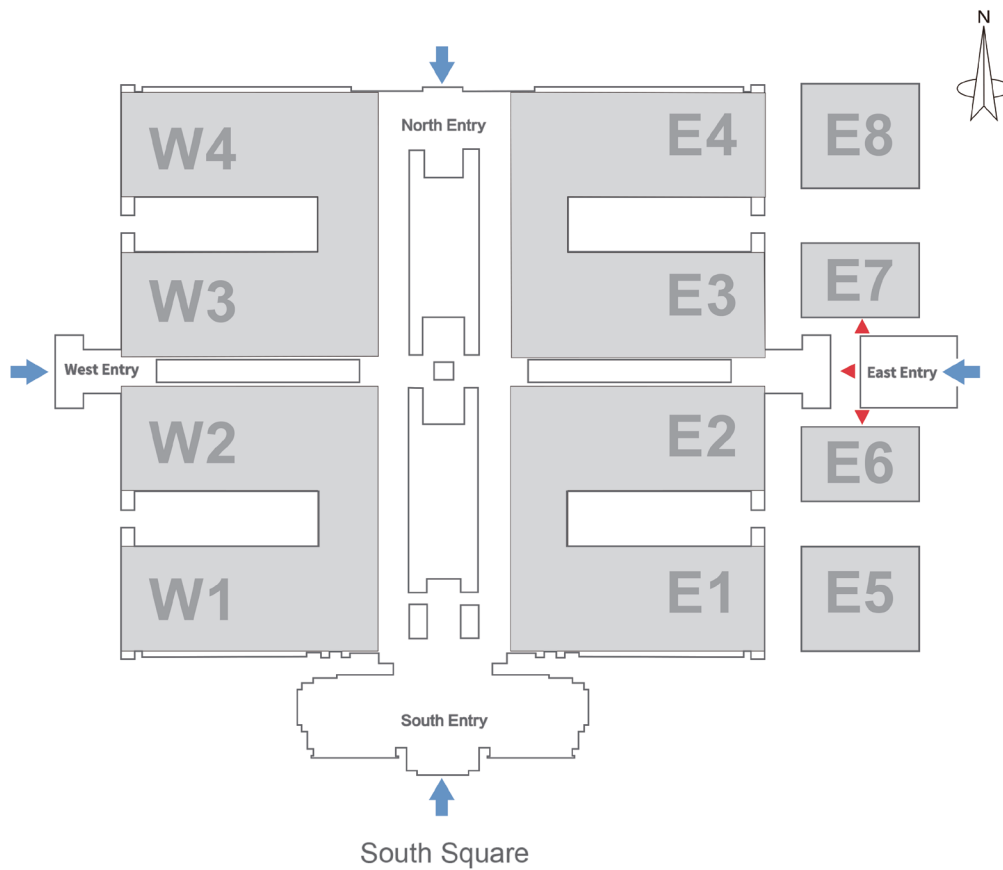
154,957

Accumulative total number of person-time

336,504



CIMT2023 Exhibition Hall Floor Plan

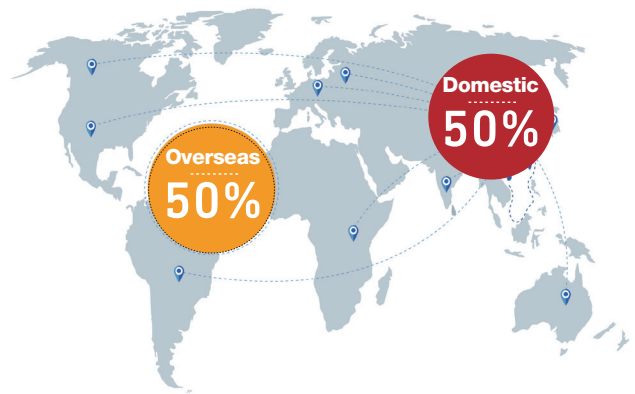


E1	Gear Production Machines Drilling and Boring Machines Numerical Control Systems Industrial Robots and Automation Equipment	E7	Cutting Tools, Toolings, Jigs, Fixtures & Related Products
E2	Japan Pavilion Korea Pavilion France Pavilion Czech Pavilion Spain Pavilion India Pavilion	E8	Taiwan Region Pavilion Cutting Tools, Toolings, Jigs, Fixtures & Related Products Components & Auxiliaries
E3	Lathes Grinding Machines Machining Centers Abrasives Compounds & Slurries, Superhard Materials & Products Cutting Tools, Toolings, Jigs, Fixtures & Related Products	W1	German Pavilion Swiss Pavilion
E4	Taiwan Region Pavilion Cutting Tools, Toolings, Jigs, Fixtures & Related Products	W2	Metal Forming Machines Laser Processing Equipment EDM Sawing, Shaping, Broaching, Planning Machines
E5	Components & Auxiliaries Numerical Control Systems, Digital Readout & Machine Tool Apparatus Software	W3	U.S. Pavilion U.K. Pavilion Italy Pavilion Korea Pavilion Hong Kong Region Pavilion Metrology, Inspection and Measuring Equipment
E6	German Pavilion Japan Pavilion Components & Auxiliaries	W4	Machining Centers Milling Machines Metrology, Inspection and Measuring Equipment Components & Auxiliaries

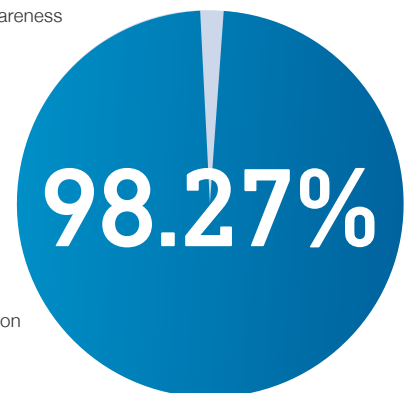
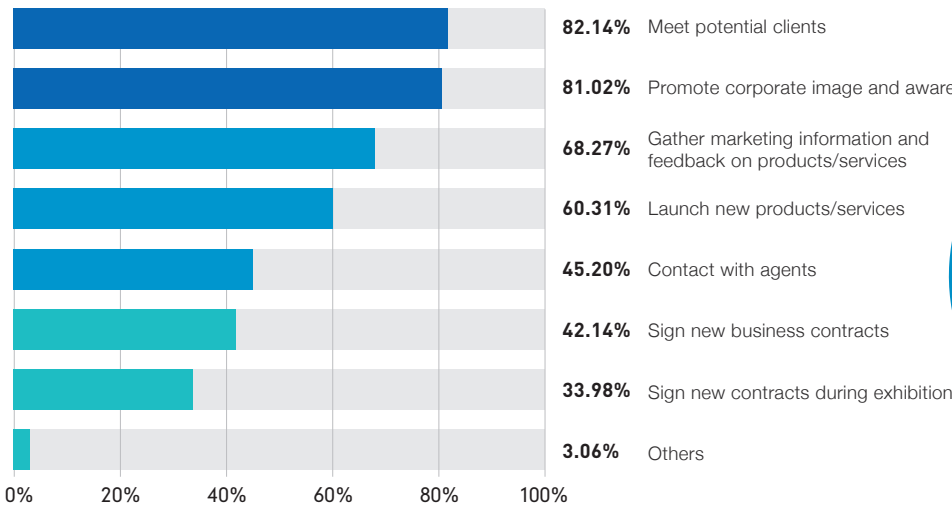
Exhibitors Statistics

There were 1,582 exhibitors from 28 countries and regions participating in CIMT2023 (Including 869 domestic and 713 overseas), exhibitors include all well-known domestic and overseas enterprises in the industry. Among them, machine tool associations and trade promotion organizations from 13 countries and regions organized pavilions to participate in the show, they were Germany, USA, UK, Swiss, Italy, South Korea, Spain, Japan, Czech, India, France, Chinese Hong Kong and Chinese Taiwan region. There were 10 branches of CMTBA organized over 300 members to participate in the show, they were Tool Makers' Sub-Association, Machine Tool Accessory & Attachment Makers' Sub-Association, Non-Traditional Machinery Builders' Sub-Association, Computer Numerical Control System Makers' Sub-Association, Rolling Functional Components Makers' Sub-Association, Spindle Makers' Sub-Association, Abrasive Product Makers' Sub-Association, Superhard Material Makers' Sub-Association, Digital Readout Unit Makers' Sub-Association, and Machine Tool Electric Apparatus Makers' Sub-Association.

Exhibition Area of Domestic and Overseas Exhibitors Accounted 50% and 50% Respectively



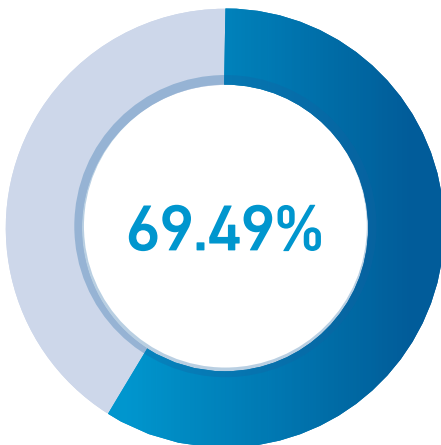
Objective and Motive



98.27% of Exhibitors Accomplished Goals


Exhibitors Statistics

Exhibitors Signed Contracts during Exhibition

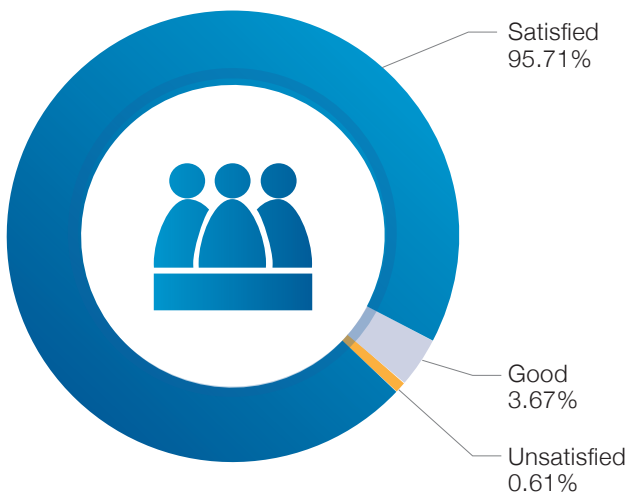


69.49% of Exhibitors Signed Contracts during Exhibition

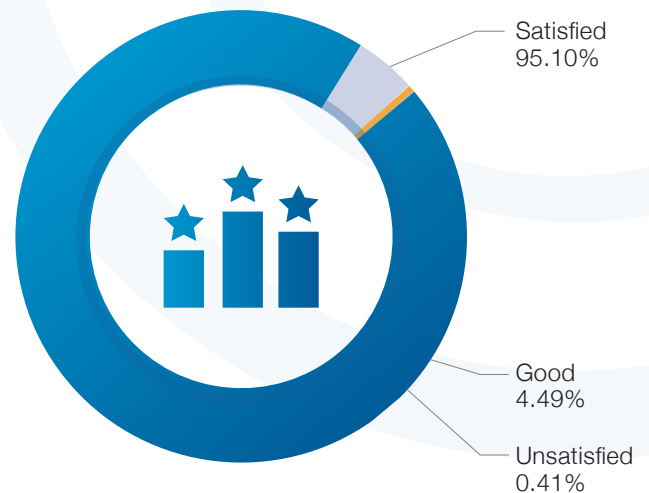
Satisfaction on General Management



Evaluation on Quantity of Trade Visitors



Evaluation on Quality of Trade Visitors



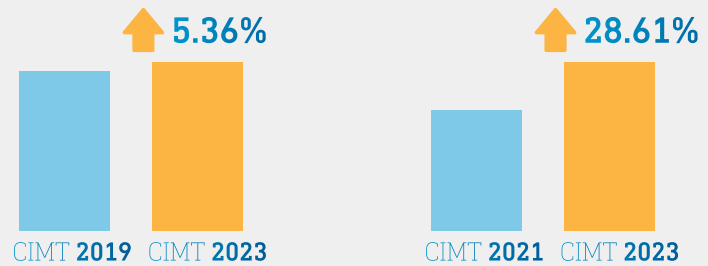
Visitors Statistics

This show has attracted trade visitors from 69 countries and regions around the world, the accumulative total person-time reached 336,504, an increase of 28.61% compared to CIMT2021 and 5.36% compared to CIMT2019; The total number of people was 242,246, an increase of 21.11% compared to CIMT2021

and 6.89% compared to CIMT2019; the number of visitors was 154,957, an increase of 26.98% compared to CIMT2021 and 11.42% compared to CIMT2019. The three major indicators of total number of person-time, total number of people, and number of visitors have all reached historic highs.

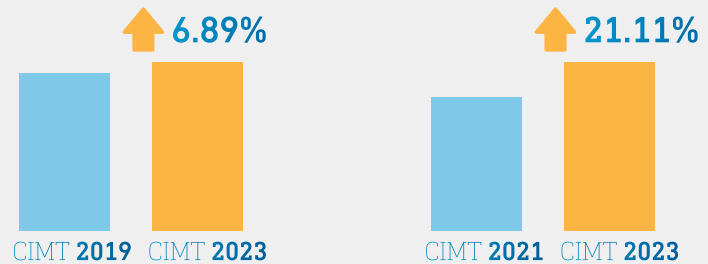
Total number of person-time

336,504



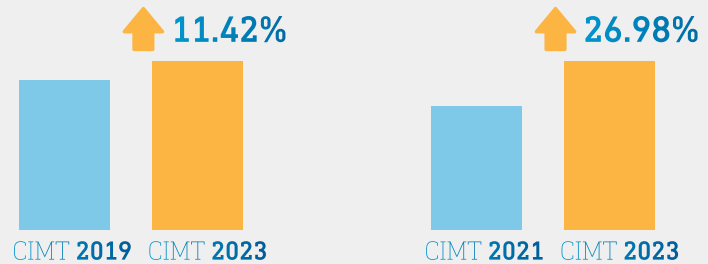
Total number of people

242,246

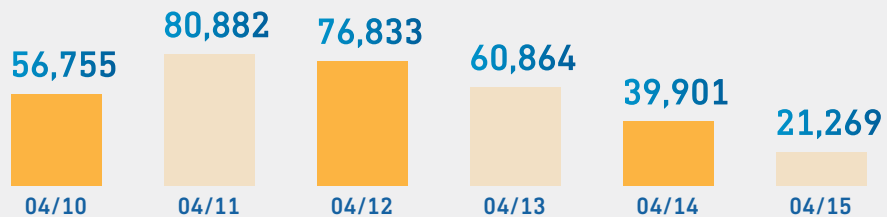


Total number of visitors

154,957



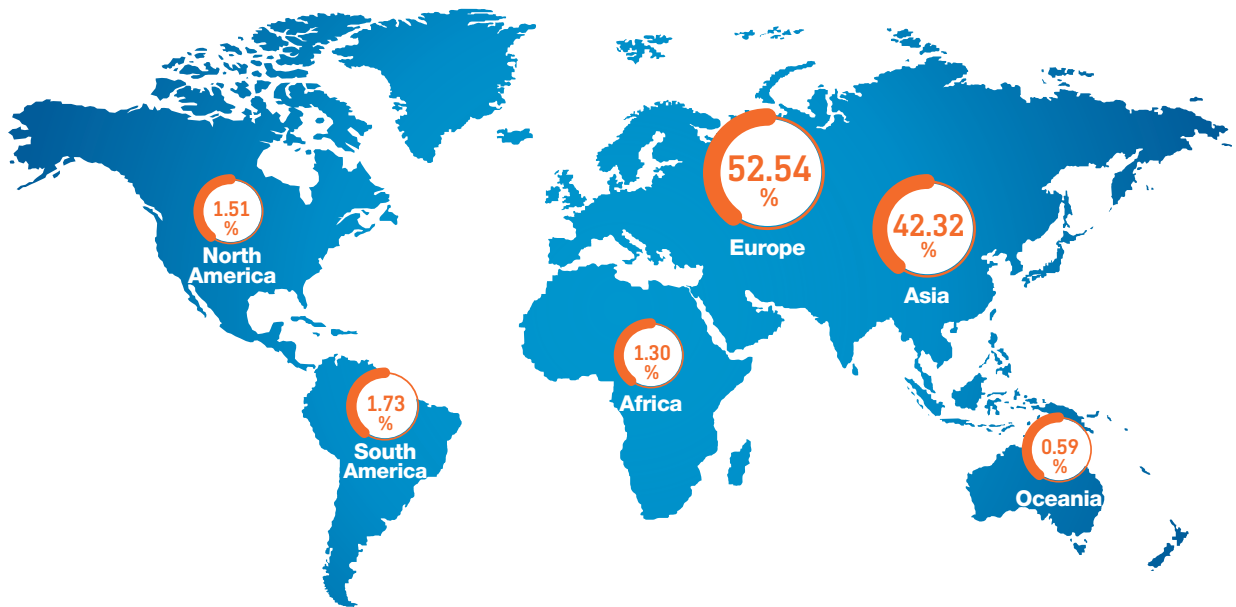
DAY
Daily person flow



Visitors Statistics

Overseas visitors

Overseas trade visitors were from Europe, Asia, South America, North America, Africa and Oceania. The top 10 countries and regions were Hong Kong Region, Taiwan Region, Germany, Korea, Japan, Russia, UK, Switzerland, USA, Italy.



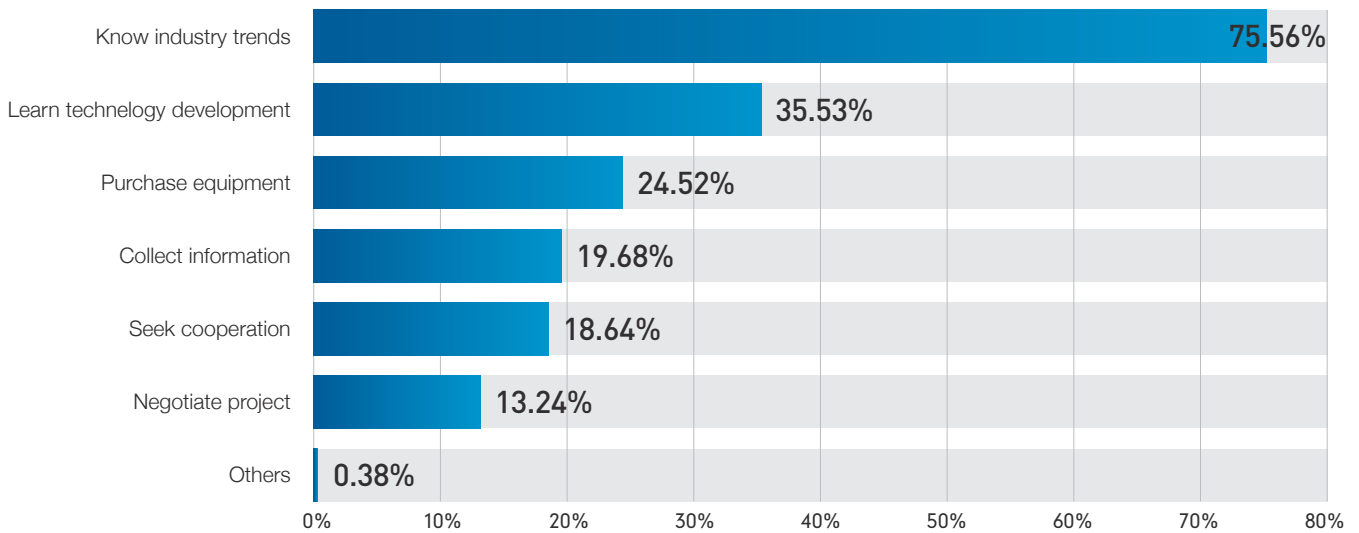
Proportion of domestic visitors from different provinces

Domestic trade visitors were from 31 provinces, cities and autonomous regions. The top 10 of them were Beijing, Hebei, Jiangsu, Shandong, Tianjin, Liaoning, Zhejiang, Shanghai, Guangdong, and Henan.

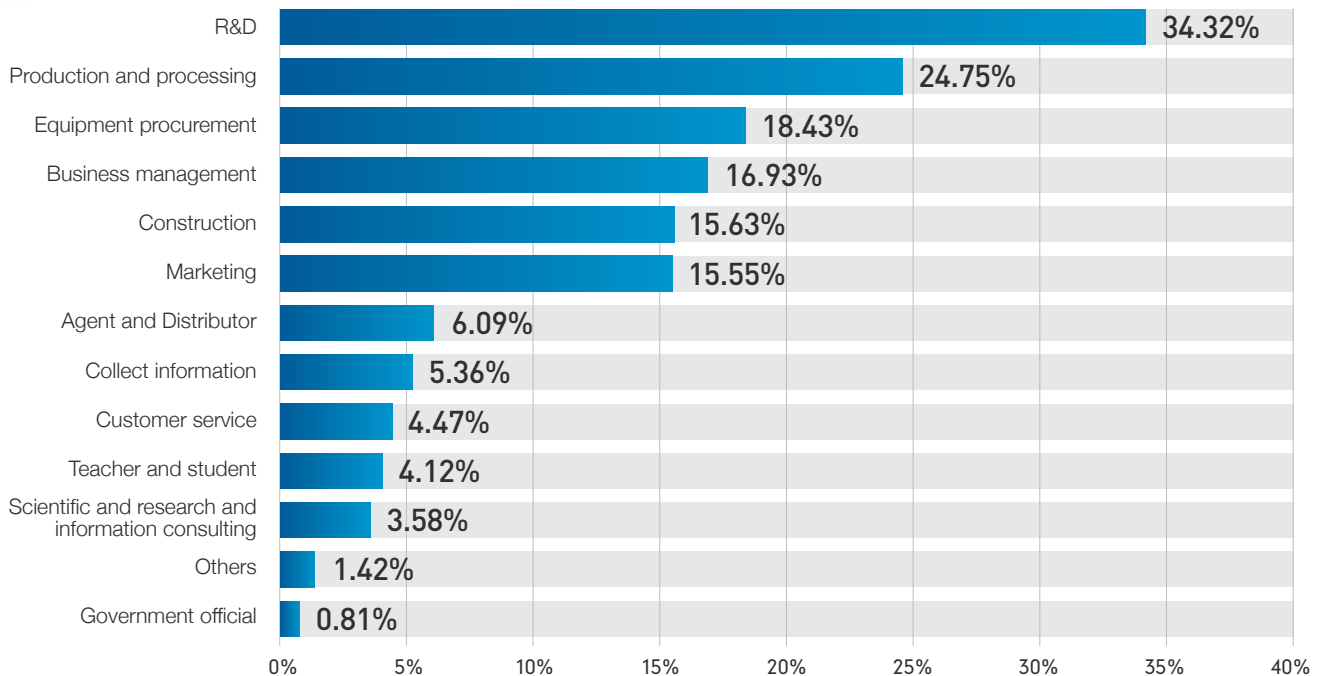
Beijing 23.7%	Shandong 8.32%	Tianjin 6.37%	Liaoning 5.05%		
	Zhejiang 4.8%	Shanghai 4.31%	Guangdong 3.33%		
Hebei 12.71%	Henan 3.3%	Sichuan 1.89%	Hunan 1.66%	Shanxi 1.42%	
Jiangsu 10.32%	Shaanxi 2.89%	Heilongjiang 1.41%		Chongqing 0.94%	Fujian 0.71%
	Hubei 2.07%	Anhui 1.24%	Inner Mongolia 0.41%	Guizhou 0.35%	Ningxia 0.31%
		Jilin 0.95%			Yunnan 0.31%

Visitors Statistics

Proportion of objectives of trade visitors

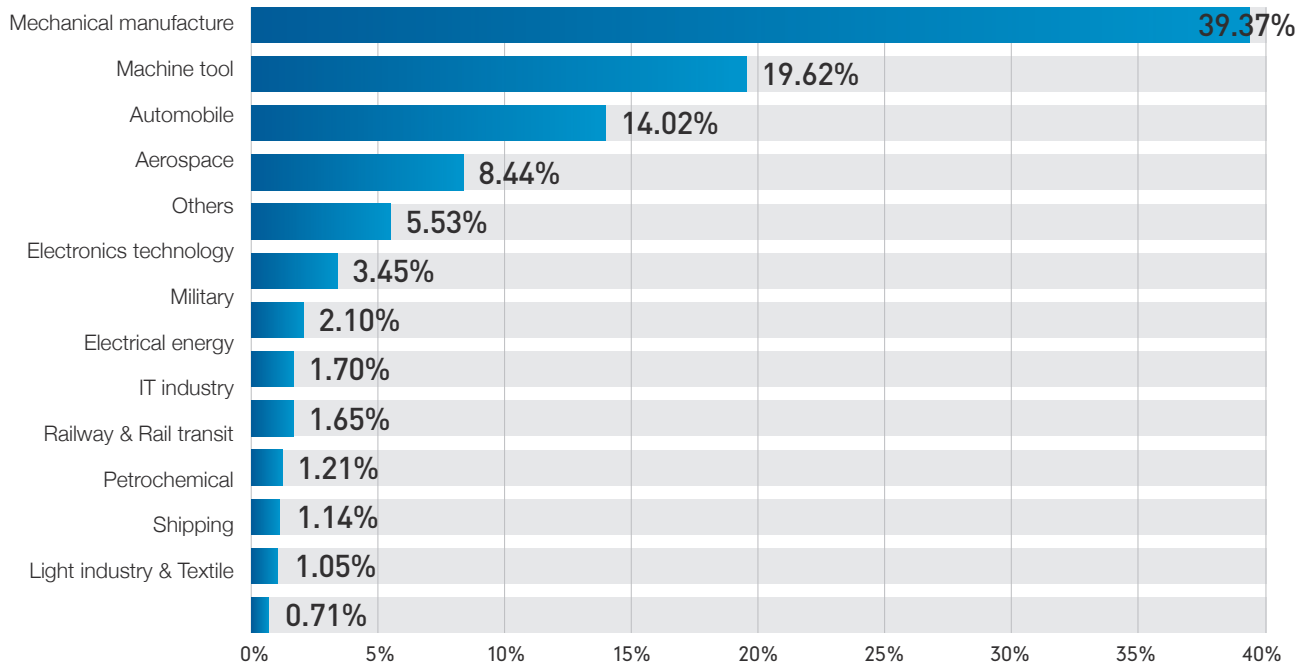


Visitors by Profession



Visitors Statistics

Visitors by Industry subdivision



Exhibits of Trade Visitors Focus on

